



▶ SANTA FE ADVANCE120




OUR MOST POPULAR AND VERSATILE, THE **ADVANCE SERIES** CAN FIT ALMOST ANY APPLICATION AND OFFERS SUPERIOR FILTRATION. THIS UNIT FEATURES DUAL AIRFLOW OUTLETS AND ACCESSORIES FOR ADDED INSTALLATION FLEXIBILITY.

MODEL 4034160

PERFORMANCE

Water Removal	@ 80°F and 60%RH	@ 70°F and 60%RH
	120 Pints / 15 Gallons	91 Pints / 11.375 Gallons
Efficiency	6.1 Pints/kWh	4.9 Pints/kWh
Energy Factor	2.89 L/kWh	2.3 L/kWh
Blower	365 CFM @ 0.0" WG	
Operating Temperature	49°F Min., 95°F Max.	
Crawl Space Sizing	2,900-3,700 Sq. Ft. / 14,500-18,500 Cu. Ft.	
Basement Sizing	2,900-3,300 Sq. Ft. / 29,000-33,000 Cu. Ft.	

ELECTRICAL

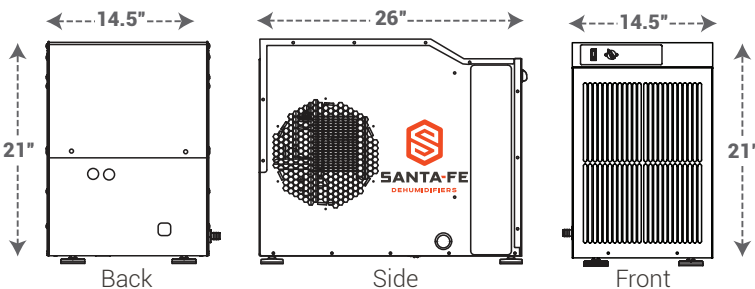
Power	850 watts @ 80°F and 60% RH
Supply Voltage	115 volt – 1 phase – 60 Hz
Current Draw	7.3 amps
Power Cord	9', 115 VAC, Ground  Plug Type B (USA, MEX, CAN, JPN)

SPECIFICATIONS

Drain Connection	3/4" Threaded Female NPT
Drain Hose	8' Direct Gravity Drain Hose (5/8" ID x 7/8" OD)
Refrigerant	R410A, 1 lb. 9.6 oz.
Unit Dimensions	14.5"W x 21"H x 26"D
Unit Weight	90 lbs.

SHIPPING

Shipping Dimensions	23"W x 33"H x 40"D
Shipping Weight	102 lbs.
Pallet Quantity	4 per pallet
UPC Number	859029004984
Shipping Options	UPS and LTL



Specifications are subject to change without notice. Water removal is based on pints / gallons per day. Crawl space sizing based on 5 foot ceiling height. Basement sizing based on 10 foot ceiling height.

FEATURES

- + Dual exhaust outlets allow for air distribution to multiple locations
- + Horizontal solution is great for larger basement or crawl space applications
- + Engineered for low temperature operation and the air flow issues that crawl spaces present
- + Ducting options for divided spaces
- + Auto restart allows the dehumidifier to automatically restart after a power outage




SANTA-FE™
DEHUMIDIFIERS



BUILT TO LAST. BUILT TO PERFORM.

FILTRATION



MERV-13 FILTER

- + Designed to trap particles down to 0.3 microns
- + 90% ASHRAE Dust Spot
- + 14" x 17.5" x 1.75"

INSTALLATION



HANG KIT

- + One person set up
- + Minimal parts
- + Ideal for tight spaces or spaces prone to flooding and standing water



CONDENSATE PUMP

- + For use in spaces where gravity drain is not possible
- + Includes 20-foot drain hose, giving the option to run longer distances
- + Pump features a float switch that directs it to run only when needed

LEG EXTENSIONS

- + Allows dehumidifier to be raised



DUCT KITS

- + Ideal for spaces that require extra air flow
- + Supply duct kit attaches to supply outlets on the sides of dehumidifier and includes two outlet collars

REPLACEMENT PARTS

4033859-02	Evaporator	4033032-04	Comp. Capacitor
4036164-08	Capillary Tubes	4035235-02	Impeller Capacitor
4028291	Compressor	4026221	Leveling Foot
1970010	Compressor Relay	4036967	Defrost Thermostat
4029510	Filter/drier	4027172	Humidity Controller
4034099	Condensor	4025560	Fan Switch
4034431	Impeller		

*Condensate pump does not include bracket.

PART NO. ITEM

4037722	MERV-13 Filter
4037731	MERV-13 Filter, 4-Pack
4037732	MERV-13 Filter, 12-Pack

PART NO. ITEM

4036695	Hang Kit
---------	----------

PART NO. ITEM

4022220	Condensate Pump*
4039903	Leg Extensions

PART NO. ITEM

4033039	Duct Kit, Supply Only
4039697	Duct Kit, Return Only
4026969	10" Flex Duct 25'
4022126	10" Flex Insulated Duct 25'

The Santa Fe team is available Monday - Friday, 8 am - 5 pm CT.

We want to hear from you, so don't hesitate to reach out.

Need help with a warranty claim? Contact us at 800-533-7533.

Contact Customer Service at orders@thermastor.com.

SANTA-FE-PRODUCTS.COM