

SANTA-FE ULTRA V155



MODEL 4047300

Water Removal Per Day

80°F / 60% RH @ 0" WC (AHAM)	155 Pints / 19.375 Gallons
73°F / 60% RH @ 0.2" WC (DOE)	128 Pints / 16 Gallons
75°F / 55% RH @ 0.2" WC (MANUAL S)	119 Pints / 14.875 Gallons
75°F / 50% RH @ 0.2" WC (MANUAL J)	101 Pints / 12.625 Gallons

Latent Capacity Per Hour

80°F / 60% RH @ 0" WC (AHAM)	7,140 BTUs
73°F / 60% RH @ 0.2" WC (DOE)	5,896 BTUs
75°F / 55% RH @ 0.2" WC (MANUAL S)	5,482 BTUs
75°F / 50% RH @ 0.2" WC (MANUAL J)	4,697 BTUs

Efficiency

80°F / 60% RH @ 0" WC (AHAM)	7.1 Pints/kWh
73°F / 60% RH @ 0.2" WC (DOE)	6.1 Pints/kWh

Energy Factor

80°F / 60% RH @ 0" WC (AHAM)	3.35 L/kWh
73°F / 60% RH @ 0.2" WC (DOE)	2.9 L/kWh

Max. Recommended Ventilation Air

Blower	435 CFM @ 0.0" WC 395 CFM @ 0.2" WC 360 CFM @ 0.4" WC
---------------	---

Fan	132 Watts
------------	-----------

Operating Temperature	34°F Min., 105°F Max.
------------------------------	-----------------------

Sizing	Up to 3,500 Sq. Ft. / 35,000 Cu. Ft.
---------------	--------------------------------------

Power	810 watts @ 73°F and 60% RH
--------------	-----------------------------

Supply Voltage	115 volt – 1 phase – 60 Hz
-----------------------	----------------------------

Current Draw	10 Amps @ 104°F / 36% RH
---------------------	--------------------------

Filter	MERV-13
---------------	---------

Power Cord	10', 115 VAC, Ground
-------------------	----------------------

Plug	Type B (USA, MEX, CAN, JPN) 
-------------	---

Circuit Requirement	15 Amp Dedicated
----------------------------	------------------

Duct Connections	8" Round Inlet, 10" Round Inlet, 10" Round Outlet
-------------------------	--

Drain Connection	3/4" Threaded Female NPT
-------------------------	--------------------------

Refrigerant	R454B, 36 oz.
--------------------	---------------

Unit Dimensions	14.35"W x 24"H x 39.25"D
------------------------	--------------------------

Unit Weight	112 lbs.
--------------------	----------

Shipping Dimensions	19.75"W x 28.25"H x 44.2"D
----------------------------	----------------------------

Shipping Weight	124 lbs.
------------------------	----------

Pallet Quantity	2 per pallet
------------------------	--------------

UPC Number	00810017961795
-------------------	----------------

Shipping Options	UPS, LTL, FTL
-------------------------	---------------

Project: _____

Date: _____

Location: _____

Contractor: _____

Dealer: _____

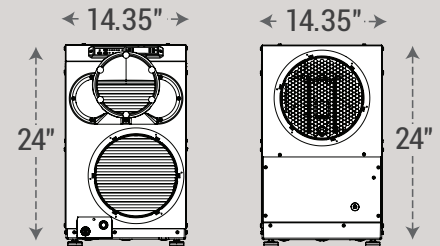
Suppliers: _____

Architect: _____

Engineer: _____



Side



Front

Back



SANTA-FE™
6-YEAR TOTAL PEACE OF MIND WARRANTY
 5-YEAR FULL REPLACEMENT + 1-YEAR PARTS



Specifications are subject to change without notice. Performance is based on pints / gallons per day. Sizing is based on 10 foot ceiling height. Unit dimensions and weight are with collars on.

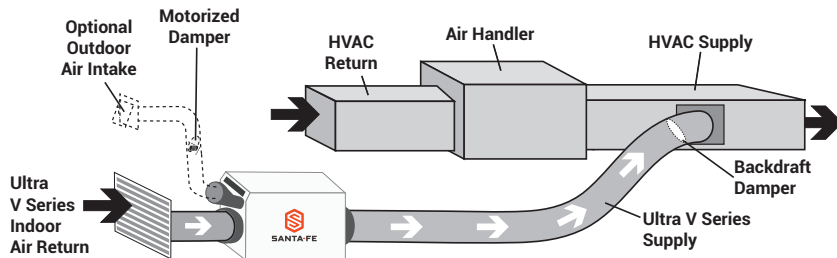
SANTA-FE-PRODUCTS.COM | (888) 277-4524

RECOMMENDED INSTALLATIONS

Dedicated Santa-Fe Return to HVAC Supply - Attic

The recommended installation draws air from a central location through a dedicated return to the dehumidifier and ducts the supply of the dehumidifier to the air supply of the HVAC system. Utilize the optional outdoor air ventilation duct to provide outdoor air.

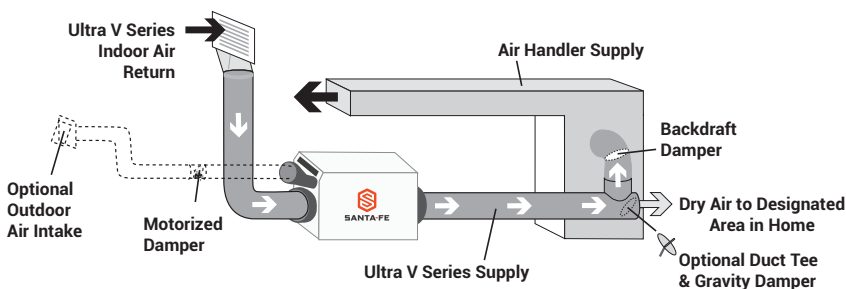
- ✦ Install a dedicated 10" air return for the dehumidifier from a central area of the structure.
- ✦ Duct the supply of the dehumidifier to the supply of the HVAC system with a backdraft damper.
- ✦ If the existing system has multiple returns, instead of installing a dedicated return to the dehumidifier, it is possible to select one to disconnect from the existing HVAC system and use it for the dedicated dehumidifier return. Select a return from a central location in the house that is always open to the rest of the structure. DO NOT use a return from a room where doors are kept closed.
- ✦ DO NOT locate return in a bathroom or kitchen.
- ✦ Control should be located remotely from the dehumidifier and placed in a central location. The Santa-Fe SmartAire™ Remote Sensor is sold separately.



Dedicated Santa-Fe Return to HVAC Supply - Basement or Crawl Space

Install a separate 10" return for the dehumidifier in a central area of the structure. Duct the supply of the dehumidifier to the air supply of the HVAC system with a backdraft damper.

Optional: Duct the supply of the dehumidifier to a 10" x 10" x 10" tee/damper with a gravity draft damper, adjusted to 20% open to the basement. CAUTION: Air takes the path of least resistance. If the upper levels of the living space are not receiving the appropriate amount of dry air, this damper may need to be adjusted. When the dehumidifier is not running, there is a chance that air from the basement or crawlspace will make its way back through the gravity damper and into the living space.



ACCESSORIES



MERV-13 FILTER
PART NUMBER:
4037722-01




DEH 3000 / DEH 3000R CONTROL
DEH 3000 PART NUMBER: 4028539
DEH 3000R PART NUMBER: 4028407



DEHUMIDIFIER RISERS
PART NUMBER: 4042109
1-Pack (4 Risers/Pack)
PART NUMBER: 4041602
10-Pack (4 Risers/Pack)



SMARTAIRE™ POWER DAMPER
PART NUMBER: 4042960



SMARTAIRE™ REMOTE SENSOR
PART NUMBER: 4044000



HANG KIT
PART NUMBER: 4044745



CONDENSATE PUMP
PART NUMBER: 4022220



SANTA-FE™
6-YEAR TOTAL PEACE OF MIND WARRANTY
5-YEAR FULL REPLACEMENT + 1-YEAR PARTS



ENGINEERED & ASSEMBLED
MADISON, WI