



# SANTA FE ADVANCE120




OUR MOST POPULAR AND VERSATILE, THE **ADVANCE SERIES** CAN FIT ALMOST ANY APPLICATION AND OFFERS SUPERIOR FILTRATION. THIS UNIT FEATURES DUAL AIRFLOW OUTLETS AND ACCESSORIES FOR ADDED INSTALLATION FLEXIBILITY.

## MODEL 4034160

### PERFORMANCE

Water Removal	@ 80°F and 60%RH	@ 70°F and 60%RH
	120 Pints / 15 Gallons	91 Pints / 11.375 Gallons
Efficiency	6.1 Pints/kWh	4.9 Pints/kWh
Energy Factor	2.89 L/kWh	2.3 L/kWh
Blower	365 CFM @ 0.0" WG	
Operating Temperature	49°F Min., 95°F Max.	
Crawl Space Sizing	2,900-3,700 Sq. Ft. / 14,500-18,500 Cu. Ft.	
Basement Sizing	2,900-3,300 Sq. Ft. / 29,000-33,000 Cu. Ft.	

### ELECTRICAL

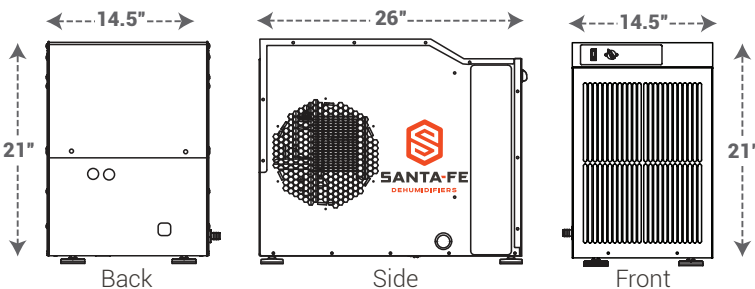
Power	850 watts @ 80°F and 60% RH
Supply Voltage	115 volt – 1 phase – 60 Hz
Current Draw	7.3 amps
Power Cord	9', 115 VAC, Ground  Plug Type B (USA, MEX, CAN, JPN)

### SPECIFICATIONS

Drain Connection	3/4" Threaded Female NPT
Drain Hose	8' Direct Gravity Drain Hose (5/8" ID x 7/8" OD)
Refrigerant	R410A, 1 lb. 9.6 oz.
Unit Dimensions	14.5"W x 21"H x 26"D
Unit Weight	90 lbs.

### SHIPPING

Shipping Dimensions	23"W x 33"H x 40"D
Shipping Weight	102 lbs.
Pallet Quantity	4 per pallet
UPC Number	859029004984
Shipping Options	UPS and LTL



Specifications are subject to change without notice. Water removal is based on pints / gallons per day. Crawl space sizing based on 5 foot ceiling height. Basement sizing based on 10 foot ceiling height.

### FEATURES

- + Dual exhaust outlets allow for air distribution to multiple locations
- + Horizontal solution is great for larger basement or crawl space applications
- + Engineered for low temperature operation and the air flow issues that crawl spaces present
- + Ducting options for divided spaces
- + Auto restart allows the dehumidifier to automatically restart after a power outage




**SANTA-FE**™  
DEHUMIDIFIERS



**BUILT TO LAST. BUILT TO PERFORM.**

**FILTRATION**



**MERV-13 FILTER**

- + Designed to trap particles down to 0.3 microns
- + 90% ASHRAE Dust Spot
- + 14" x 17.5" x 1.75"

**INSTALLATION**



**HANG KIT**

- + One person set up
- + Minimal parts
- + Ideal for tight spaces or spaces prone to flooding and standing water



**PUMP KIT**

- + For use in spaces where gravity drain is not possible
- + Includes 20-foot drain hose, giving the option to run longer distances
- + Pump features a float switch that directs it to run only when needed



**DUCT KITS**

- + Ideal for spaces that require extra air flow
- + Supply duct kit attaches to supply outlets on the sides of dehumidifier and includes two outlet collars

**REPLACEMENT PARTS**

4033859-02	Evaporator	4033032-04	Comp. Capacitor
4036164-08	Capillary Tubes	4035235-02	Impeller Capacitor
4028291	Compressor	4026221	Leveling Foot
1970010	Compressor Relay	4036967	Defrost Thermostat
4029510	Filter/drier	4027172	Humidity Controller
4034099	Condensor	4025560	Fan Switch
4034431	Impeller		

**PART NO. ITEM**

4037722	MERV-13 Filter
4037731	MERV-13 Filter, 4-Pack
4037732	MERV-13 Filter, 12-Pack

**PART NO. ITEM**

4036695	Hang Kit
---------	----------

**PART NO. ITEM**

4033038	Pump Kit
---------	----------

**PART NO. ITEM**

4033039	Duct Kit, Supply Only
4026969	10" Flex Duct 25'
4022126	10" Flex Insulated Duct 25'

The Santa Fe team is available Monday - Friday, 8 am - 5 pm CT.

**We want to hear from you, so don't hesitate to reach out.**

Need help with a warranty claim? Contact us at 800-533-7533.

Contact Customer Service at [orders@thermastor.com](mailto:orders@thermastor.com).